

UB DENTIST

NEWS FROM THE UNIVERSITY AT BUFFALO SCHOOL OF DENTAL MEDICINE WINTER 2010



MAN OF MANY PARTS MICHAEL GLICK

NEW DEAN OF THE SCHOOL
OF DENTAL MEDICINE PAGE 8

FROM
THE
ALUMNI
ASSOCIATION



PRESIDENT

As the incoming president of the University at Buffalo Dental Alumni Association, it is my honor and pleasure, on behalf of my fellow alumni, to welcome incoming Dean Michael Glick to the School of Dental Medicine (SDM) and to our association.

As a member of the Dean's Search Committee, chaired by fellow alumnus Robert Genco, '63, I had the opportunity to meet Dean Glick as a candidate. I already knew him as a frequent lecturer at meetings of the Organization for Safety and Asepsis Procedures. In fact, among the extremely impressive group of candidates for the position, he was the only one likely to be known by many U.S. dentists. As editor of JADA his insightful writings have challenged the dental profession to choose innovative directions.

The start of Dean Glick's tenure is a good time to call on all fellow alumni to redouble our support and advocacy for the SDM as the best way to assist him in his mission. All of us are, at least in part, in the good position in life we are at today because of the education we received here. We also benefit from the research findings produced at the SDM and the influence the school has exerted over the years for the good of the profession locally, in the state and nationally.

The University at Buffalo School of Dental Medicine is a public institution—and there are many reasons to be proud of that. But with respect to support, “public” doesn't mean what it did when I was a student here in the late '70s. The SDM now supports itself, with only modest state funding. So it is more important than ever that we champion the school as a valuable asset to our state and region. Let your friends, colleagues and legislators know that New York needs us to maintain the leadership in dental education that the SDM provides.

Finally, I want to thank Richard Buchanan for his stewardship of the SDM for the past seven years. His accomplishments were many, including the beginning of meaningful curriculum reform, great progress toward restoring full-time faculty support in the school to the level it last enjoyed in 1990, and, perhaps most masterfully, managing the school in the face of great economic distress in a way that made its harsh effect almost invisible to many of us. Finally, Rick was always a good friend to the alumni association and we need to thank him for that.

So as a tribute to our outgoing dean, and to welcome our incoming dean, please join me in showing the SDM your support in the coming months and years.

A handwritten signature in black ink that reads "Frank Barnashuk, DMS". The signature is fluid and cursive.

Frank Barnashuk, '80, president, Dental Alumni Association

On the cover: Michael Glick started as dean of the School of Dental Medicine on Dec. 1.

PHOTO: DOUGLAS LEVERE

IN THIS ISSUE

WINTER 2010

UBDENTIST

News from the University at Buffalo School of Dental Medicine

UB Dentist is published quarterly by the School of Dental Medicine; produced by the Newsletters Unit of the Office of University Communications, Division of External Affairs.

Winter 2010 | 09-DEN-004

www.sdm.buffalo.edu

SDM EDITORIAL GROUP

Pamela C. Jones, PhD
*Assistant Dean
School of Dental Medicine*

Marilyn I. Sulzbach
*Executive Secretary
UB Dental Alumni Association*

UNIVERSITY COMMUNICATIONS

Judson Mead
Newsletters Coordinator

Lauren Newkirk Maynard
Newsletters Editor

Cynthia Todd-Flick
Production Coordinator

Rebecca Farnham
Art Director and Designer

Office of the Dean
325 Squire Hall
Buffalo NY 14214-8006
(716) 829-2836
pcjones@buffalo.edu

UB Dental Alumni Association
337 Squire Hall
Buffalo NY 14214-8006
800-756-0328, ext. 2
(716) 829-2061
Fax: (716) 829-3609
msulzbac@buffalo.edu
www.ubdentalalumni.org



4

NEWS BRIEFS

Gorilla opens up. The BOCA report. UB Smile Team expands. Good-byes.



12

SALIVA FRONTIERS

Mira Edgerton's hunt for the antimicrobial agents that keep order in the mouth



16

DENTAL MEETING

Robert J. Genco inaugurates speaker series that will bear his name

8 MEET MICHAEL GLICK

New dean is a leading voice in the dental profession

11 BUILDING THE SDM

Chic Smith's several reasons to give back

14 LONG WINDING ROAD

Rock musician, commercial fisherman, oral surgeon, academic

18 REUNION 2009

'4s and '9s dine, dance and sit for their class pictures

22 CLASSNOTES

UB School of Dental Medicine

University at Buffalo The State University of New York

Publication of UB Dentist is made possible by the generous support of the University at Buffalo Dental Alumni Association.

NewsBriefs



sialic acids and other counter-receptors to which they attach. Scientists could then manufacture products such as mouth rinses that contain synthetic sugars to which harmful bacteria could bind before adhering to organic molecules in the oral cavity.

Kwizera was Ruhl's fourth gorilla. In summer 2009, he took samples from three others at the zoo. He worked with each animal for about five minutes, using a scaler to remove plaque, of which he found surprisingly little. Ruhl reports that the best saliva specimens actually came from a keeper who collected them while playing with the gorillas.

Next up for Ruhl: more apes. To further his research project—a collaboration with scientists at the University of California-San Diego—Ruhl is working to gain access to chimpanzees.

San Francisco and Milwaukee from 1972 to 1973; and joined the dental school staff as a removable technician in 1973. In early 1980, he participated in bone density studies under Ernest Hausman by fabricating intra-oral radiographic devices. During Glen McGivney's tenure, Sand was a laboratory instructor and demonstrator in RPD casting techniques in the postgraduate prosthodontic program.

Sand received the Florence Kronson Award in 1999 and in 2001. The award, given by the senior class, "recognizes a member of the staff who has executed his/her responsibilities in a most exceptional manner and has contributed significantly to the welfare of the students."

DOUGLAS LEVERIE

My, what big teeth you have, Kwizera!

The most striking thing about the gorilla's teeth, says Stefan Ruhl, was their similarity to human teeth.

"They are bigger, but the morphology was surprisingly similar," Ruhl says. "The animals have a different diet, and their facial expressions are so different, so you would expect the teeth to look different."

Ruhl, a faculty member in the Department of Oral Biology, visited the Buffalo Zoo on Dec. 1 to obtain saliva, blood and dental plaque samples from Kwizera, a 200-plus-pound female gorilla undergoing a physical examination. The specimens will advance his research into evolution—into how the types of bacteria living inside the oral cavity of primates differ from the types living inside humans, and why.

Ruhl explained that certain strains of oral streptococci bind to sialic acid, a sugar decorating many salivary glycoproteins. It is known that while there is an almost 99 percent overall homology in the genome between gorillas and humans, the sialic acids in great apes differ from those in humans. Ruhl hypothesizes that in consequence, the streptococci living in the oral cavity of these primates will differ from those living in human mouths as well. Such distinctions in sialic acid and bacteria biology could be important for better understanding the human-bacteria relationship and the associated changes that happened during their co-evolution.

Ruhl's conjecture could help demonstrate that bacteria rely for survival on the presence of

2 Edward Sand retires

Ed Sand, who played a supporting role in the education of nearly 3,000 UB dental alumni, retired from his position of dental technician in the Department of Restorative Dentistry in January, after 36 years of service.



SAND

Sand was a dental hygienist in the U.S. Army Dental Corps in Fort Gordon, Ga. from 1968 to 1971; he attended dental laboratory technology schools in

3 UB Smile Team opens wide

Each year, hundreds of children pile into clinics at the School of Dental Medicine to receive free treatment during Give Kids a Smile Day. The event is the most well-known of the UB Smile Team's activities.

What is less known is that the UB Smile Team has expanded activities this year. Deborah Licata, the community outreach coordinator who joined the team in May, and Tracey Fest, a registered dental hygienist and the UB Smile Team patient care coordinator, have been building partnerships with individuals and organizations in Western New York with an eye toward increasing the number of



TRACEY FEST (LEFT) AND DEBORAH LICATA ARE THE UB SMILE TEAM'S "FRONT DOOR." ◀

people who have dental homes where they can receive regular dental care.

"Theirs is an important position as the front door to dental care for a community in need," Meelin Dian Chin Kit-Wells, a clinical assistant professor who helps coordinate UB Smile Team events, says of Fest and Licata, who worked for 30 years as executive assistant to medical and dental staff at Ka-leida Health before coming to UB. "We are fortunate to have a team of individuals who truly care about our community."

Members of the UB Smile Team recently traveled to the International Institute of Buffalo to provide screenings for 85 immigrants, most of whom lacked dental insurance. Though the UB Smile Team has focused on children as a way to reach entire families, outreach has included visiting nursing homes and adult care facilities to teach staff about oral hygiene.

New endeavors this year include partnering with the mayor's office on weekly "Clean Sweeps" from spring to early fall. While officials representing various local agencies walk

a neighborhood, meeting with residents, removing trash and attacking blight, members of the UB Smile Team, including students, pass out information on oral health and ways to access dental care.

Collaborations with Habitat for Humanity, which builds and renovates homes for families in need, are also in place. At the dedication of each finished home, the UB Smile Team

donates a customized oral hygiene basket with enough supplies, including toothbrushes, for all children and adults moving in.

Besides educating parents and children about dental care at functions such as health fairs and workshops, Licata and Fest are emphasizing follow-up. Education creates demand and the team seeks to match the families they reach with local dentists, university dentists, dental residents and dental students. Parents of children who don't have dental insurance or a dentist can expect a phone call from the UB Smile Team offering help after an outreach event.

4 Scannapieco elected to noted task force

Frank Scannapieco, professor and chair of the Department of Oral Biology, has been elected to membership on the Task Force on Design and Analysis in Oral Health Research. The organization fosters sound and innovative methodologies in the design and analysis of oral health clinical research, and encourages dialogue between all-stakeholders in oral health research. The group was founded in 1973.



SCANNAPIECO

CONTINUED ON NEXT PAGE ▶

Nisengard gives retirement a second try

On Nov 12., Russell Nisengard's colleagues had a chance to say a much-delayed farewell to the man who has been a mainstay in the school—as a researcher, educator and administrator—for 39 years. Although he officially retired in 2007, Nisengard, who was a SUNY Distinguished Teaching Professor in the Department of Periodontics and Endodontics and senior associate dean, had continued to serve the school in various capacities on a part-time basis until now.

At the tribute, which was also attended by several members of the Nisengard family, Dean Richard Buchanan spoke about Nisengard's devotion to the school and presented him with a Kindle e-book reader and a Bose Wave stereo system. Sebastian Ciancio, SUNY Distinguished Service Professor and chair of the Department of Periodontics and Endodontics, and a colleague for Nisengard's entire career, spoke about Nisengard's career and presented him with a bound collection of letters from colleagues commending him for his service to the school.



RUSSELL NISENGARD WITH WIFE, ELAINE RUBENSTEIN.

Members of academia who have demonstrated excellence in clinical research are considered for membership. The task force also includes dental companies, invited to become commercial members by the board of directors, and liaison members, including representatives from the Food and Drug Administration and the American Dental Association.

Sebastian Ciancio, professor and chair of the Department of Periodontics and Endodontics, is executive director of the organization. Officers and board members include researchers from the Virginia Commonwealth University, SUNY at Stony Brook, University of Washington, University of Texas at Houston, the Cleveland Clinic and the National Institute of Dental and Craniofacial Research.

5 New faculty in oral biology

Olga J. Baker was recently appointed as an assistant professor in the Department of Oral Biology. She received a DDS from the Central University of Venezuela School of Dentistry in 1992 and a PhD in physiological sciences (with an emphasis in biochemistry) from the Central University of Venezuela School of Medicine



BAKER

in 2003. Prior to her appointment at UB, Baker completed a five-year research fellowship and a one-year appointment as a senior research scientist in the Department of Biochemistry at the University of Missouri. She has been the recipient of a Mentored Clinical Scientist Research Career Development Award (K08)

training grant from National Institute of Dental and Craniofacial Research and a research grant from the Sjögren's Syndrome Foundation. Baker currently serves as president-elect of the salivary research group of the International Association for Dental Research. Her ongoing research focuses on the role of inflammatory cytokines in the disruption of salivary gland tight junctions, about which she has published in several peer-reviewed journals.

6 Reaching others—the BOCA Report

Students, faculty and alumni of the School of Dental Medicine continued to provide uncompensated oral health care to underserved areas both in the United States and abroad throughout 2009. Through the efforts of the school's student-managed Buffalo Outreach and Community Assistance (BOCA) program, more than 90 student dentists and residents provided restorative, periodontal, endodontic and oral surgical treatment to almost 2,000 people in Appalachia and Virginia in the U.S. and in the Dominican Republic, Ghana, Mexico and Viet Nam.



DR JAMES PIGNATARO III, A CO-FOUNDER OF BOCA IN 2003, DEMONSTRATES HIS PEDIATRIC DENTAL SKILLS. ▲

Alumni and faculty participating in the supervision of student dentists and residents include JinYoung Chung '08, Beth D'Angelo '81, Kevin D'Angelo '81, Elaine Davis, Jude Fabiano '77, Joseph Gambacorta '93, Phanith Lim (GPR '06 & '07), Ray Miller '85, Peter Moses '08, Carlos Munoz, Renzo Nylander '73, James Pignataro II '77, James Pignataro III '04, Emily Rotundo '05, Yvonne Tsay '08 and Stan Youdelman '64.

Support staff included registered nurses Eileen Fabiano, Shirley Triplet and Lois Youdelman, dental hygienists Jill Baron and Kelly Burch and dental assistant Michelle Gaiser.

Since 2003, BOCA has provided more than \$2 million in donated dental care to underserved people worldwide.

Students of BOCA absorb the cost of attending an outreach and thank all who have assisted them through donations of instruments, supplies, time and monetary contributions.



THE AMERICAN STUDENT DENTAL ASSOCIATION AND BOCA 2010 ANNUAL CHARITY AUCTION

April 15th
Harriman Hall
5:30pm

For information on donating auction items and ticketing please see ASDA website or contact bocaub@gmail.com

7 Unreliable bitemarks

A study conducted by Ray Miller, Mary Bush and Peter Bush in UB's Laboratory for Forensic Odontology Research challenges the commonly held belief that every bitemark can be perpetrator identified, and concludes that bitemarks should be carefully evaluated in criminal investigations where perpetrator identity is the focus of a case.

The UB study, published in the *Journal of Forensic Sciences*, used dental models on cadaver skin. The results indicated that when dental alignments were similar, it was difficult to distinguish which set of teeth made the bites. Distortion noted in the bitemarks allowed matches even from different alignment groups.



A UB STUDY CHALLENGES THE COMMON BELIEF THAT EVERY BITEMARK CAN BE LINKED TO A SPECIFIC PERPETRATOR. ▲

"In the past 10 years, the number of court cases involving bitemark evidence that have been overturned led us to question the reasons for the erroneous bitemark identification," Miller says. "It's important to recognize the serious consequences of a misidentification for the accused, the victim, the families involved, the justice system and the possibility that the perpetrator is still at large."


8 On the road to re-accreditation

The School of Dental Medicine is midway through preparation of its re-accreditation self-study and is now beginning to assess comments from students, faculty and staff on the draft document. The self-study process will conclude with a full report submitted in the summer to the Commission on Dental Accreditation, prior to the accreditation site visit scheduled for fall 2010.

The accreditation self-study, which is designed to evaluate the school's educational and operational strengths and to suggest areas for improvement, will be posted on the school's Web site for public comment in June 2010.

Tabetha Magnuszewski, formerly clinical research coordinator in the Department of Restorative Dentistry, has been appointed accreditation coordinator to manage logistics for the process. In addition to the DDS program, several specialty programs are also being reviewed.

The accreditation effort is overseen by a steering committee consisting of Dean Michael Glick; former dean Richard Buchanan; Joseph Zambon, chair of the steering committee; Donald Antonson, interim associate chair, Department of Restorative Dentistry and associate dean for academic affairs; Elaine Davis, associate dean for student affairs; Jude Fabiano, associate dean for clinical affairs; Sandra Flash, executive director, academic and student affairs; Pamela Jones, assistant dean; Athena Tsembalis, director of academic services; Heidi Crow, assistant dean for postdoctoral general dentistry; and Magnuszewski.



MAGNUSZEWSKI

NANCY J. PARISI

Magnuszewski is producing a monthly accreditation newsletter, in both print and online formats and linked to the school Web site. It will contain updates on the accreditation process, notifications of postings, timelines, policy updates and general information.

One suggestion arising from the self-study is to introduce student portfolios as a mechanism to encourage student reflection, to develop critical thinking skills and as a means of formative assessment.

For more information about the School of Dental Medicine accreditation self-study or to submit comments, contact Tabetha Magnuszewski at accred@ub-falo.edu.

Tribute for the outgoing dean

On Nov. 30, on the evening of his last day as dean, UB's top officials, deans, friends and colleagues honored Richard Buchanan with a celebration of his tenure hosted by President John B. Simpson.

Simpson told the gathering that he had greatly appreciated Buchanan's guidance and perspective. He listed signal accomplishments at the dental school under Buchanan's leadership, telling him that, "As you leave UB and academia, may you know the indelible mark that you have made not only on the School of Dental Medicine, but also on the university as a whole through your efforts to help bring the vision of UB 2020 to a reality."

He presented Buchanan with a Steuben crystal paperweight, wishing him continued success.



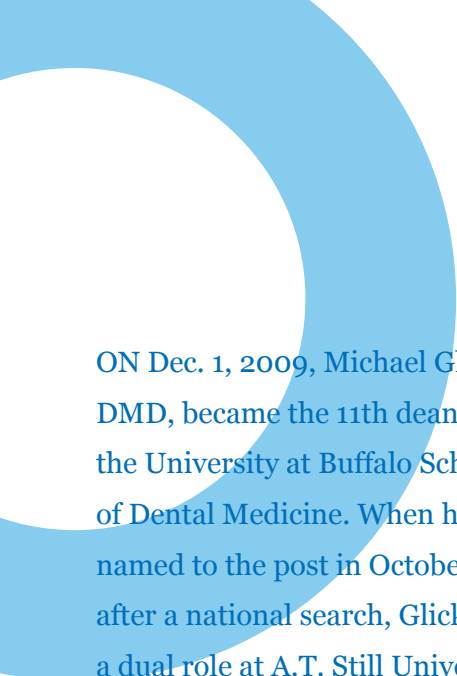
(R-L) UB PRESIDENT JOHN B. SIMPSON, VICE PRESIDENT FOR HEALTH SCIENCES DAVID L. DUNN AND DEAN RICHARD BUCHANNAN ►



MICHAEL

MAN OF MANY PARTS

STORY BY JUDSON MEAD



ON Dec. 1, 2009, Michael Glick, DMD, became the 11th dean of the University at Buffalo School of Dental Medicine. When he was named to the post in October, after a national search, Glick had a dual role at A.T. Still University, as associate dean for oral-medical sciences at the School of Osteopathic Medicine in Arizona and professor of oral medicine at the Arizona School of Dentistry and Oral Health. He had previously held faculty positions at Temple

GLICK, DEAN

University, the University of Pennsylvania School of Dental Medicine and the University of Medicine and Dentistry of New Jersey, where he was chair of the Department of Oral Diagnostic Sciences. He is currently editor of *The Journal of the American Dental Association* and president of the American Board of Oral Medicine.

Michael Glick was born and grew up in Sweden. His father, now retired, was a dentist, as was his father's sister and one of his father's uncles; his own sister is a dental hygienist. Glick's decision to study dentistry was strongly influenced by his father's example.

He wanted to pursue a health care profession and chose dentistry over medicine largely for the independence it could offer. "You have your own office; you make your own decisions and that's very, very attractive," he says. "That's what my father did and it appealed to me as well."

He fell short of that dream. Rather than leading the life of rugged individualism in solo practice, he is entirely enmeshed in at least two large organizations and engaged with several others, and, in his words, he is "doing medicine." Of course, as the editor of a journal and now dean of a dental school, he does get to make the decisions—but they're more consequential than he'd expected they would be.

Glick did not come to the U.S. directly from Sweden. In 1973 he went to Israel to compete for Sweden in volleyball in the Maccabiah Games. The young country inspired him. He moved there to study—which required learning Hebrew and a four-year commitment to military service—taking a bachelor's in medical science in 1981 and a DMD in 1985, both from Hebrew University Hadassah School of Dental Medicine.

It was his wife who brought Glick to the U.S. for what they expected would be only a few years stay. She was coming for a doctoral program at the University of Pennsylvania and he was the trailing spouse; he used the opportunity to study oral medicine in a residency program at the University of Pennsylvania. That was the beginning of the life he now leads.

In 1988, the Temple University School of Dentistry offered Glick the opportunity to start a dental clinic for HIV-positive patients and patients with other contagious diseases. Today, the Infectious Disease Center as it was called would not be an exceptional undertaking. But at that time, HIV-positive patients were shunned by many providers. A year after it opened, the center was the subject of a *New York Times* article on Sept. 13, 1989, under the headline, "Amid Fears Over AIDS, One Dentist Offers Care." The CBS news program "48 Hours" later featured Glick and three other health professionals who were providing care for HIV-positive patients.

Glick's work with HIV-positive patients also settled him in an academic career. (This was not in the family tradition, although his father did have a first cousin who was the chair of a dental department in Copenhagen.) In the Infectious Disease Center, the conditions he and his colleagues and students saw presented questions that they set about to answer.

He published his first paper in 1986 when he was a resident. He made his first appearance in the pages of *The Journal of the American Dental Association* in 1989 as lead author of "Detection of HIV in the Dental Pulp of a Patient with AIDS." To date, Glick has published more than 80 scientific papers, among the most recent, in *JADA*, as second author with Gregory Romney, a third-year dental student at the Arizona School of Dentistry and Oral Health, of "An Updated Concept of Coagulation With Clinical Implications."

In addition to his research, Glick has published more than 100 book chapters, invited articles, monographs and abstracts; written two books; and co-edited the 10th and 11th editions of "Burket's Oral Medicine."

From his early work with HIV-positive patients, Glick expanded his research interests to other types of medically complex patients. From 1993 to 2001, he was director of programs for medically complex patients at the University of Pennsylvania School of Dental Medicine, where he held the faculty rank of professor of oral medicine.

“Dentistry is not a sub-specialty of medicine, but an autonomous partner in health care delivery.”

MICHAEL GLICK

In 2001, Glick joined the faculty of the University of Medicine and Dentistry of New Jersey as director of the division of oral medicine, director of the postgraduate training program in oral medicine and chair of the Department of Diagnostic Sciences.

The medically complex population will surge in this country with the aging of the baby boom generation—older patients are likely to have multiple health problems. The population of 35 million persons in the U.S. older than 65 today will grow to 71 million when the youngest baby boomer reaches 65 in 2029. Glick believes that is the time to learn how to treat patients with comorbidities.

For the past decade, Glick has focused on ways the dentist’s role in health care can be expanded to include screening for such conditions as hypertension, diabetes, cardiovascular disease and various cancers. Almost twice as many people in the U.S. see a dentist annually than see a physician, so the public health benefit of health screening in the dental office is potentially great.

Glick has published on this subject in JADA and elsewhere since the late 1990s and editorialized on the dentist’s role in health care as recently as the November issue with “Expanding the Dentist’s Role in Health Care Delivery: Is It Time to Discard the Procrustean Bed?” arguing that state dental boards should allow dentists to perform medical screenings. In his latest research on the subject, conducted with a dentist colleague in Sweden and a cardiologist, dentists screened 200 patients for cardiovascular disease and identified a significant number who needed medical intervention.

The combination of medicine and dentistry was a natural one for Glick—he’d always had an interest in medicine.

PASSING THE BATON:
RICHARD BUCHANAN (LEFT)
WITH MICHAEL GLICK. ►

He says that although he has been a practicing dentist for many years, he sees himself as a health care professional first, but one who is “very proud to be a dentist.”

Indeed, in another recent JADA editorial, “A Home Away From Home: The Patient-Centered Health Home” (February 2009), Glick addressed the intersection of dentistry and medicine: “Dentistry is not a sub-specialty of medicine, but an autonomous partner in health care delivery. We are health care professionals who happen to be dentists, and we need to ensure that our contribution to overall health and well-being is recognized as essential and as one that cannot be assumed by others who do not have our training and expertise.”

Glick has been arguably the leading voice in dentistry—certainly the most widely read—since he was named editor of JADA in 2005. He is now in his second three-year term at the helm of the nation’s premier professional dental journal and he hopes to serve a third term, taking JADA to its centennial in 2013. He will have an editorial assistant in Buffalo; the journal itself is produced in Chicago.

His editorship is an opportunity for Glick to influence discourse about dental practice both through the articles JADA publishes and through his own and invited commentaries. He is the gatekeeper, selecting among submissions and assigning reviewers.

And the potential reach of that influence is great. JADA has a circulation of



155,000. When Glick assumed the editorship, there were about 90,000 downloads of JADA articles annually; by 2009 that had risen to 2.5 million. And during his tenure, JADA has grown by expanding its Spanish-language edition, added Indian and Arabic editions and is now planning to expand into Southeast Asia and China.

As an editorialist, Glick hopes to provoke discussion. By that criterion, his March 2008 editorial on the future role of mid-level providers in dentistry, written with a colleague at A.T. Still University, might be his greatest “success” to date, having caused an storm of reaction.

In his academic career, Glick has now completed a progression of administrative appointments, from division director at Penn to department chair at UMD-NJ to associate dean at A.T. Still and finally to dean at UB.

He says he sought the job because he wants to be in a position in dental education where he can make a change. “A deanship gives me that opportunity. It’s an honor to be a dean. A lot of people put a lot of trust in me and depend on me—not only for day-to-day matters, but also, hopefully, for where we want to go as a profession, especially in dental education.”

He believes dental education is at a crossroads: he points to the number of new dental schools and the lack of sufficient academic faculty to go around. “We need to strengthen the strategic plan for dental education,” he says,

New York’s (and consequently SUNY’s) current fiscal woes will not daunt his optimism. “I think every school has the same problems, more or less—it’s just a matter of degree. You have to deal with it, you have to be innovative.”

And tenacious. Glick took up sculling on the Schuylkill River in Philadelphia a decade ago as a way to keep company with his high-school age son, who was learning the sport. By 2005, Glick the father was medalling at national and international masters lightweight sculling championships.

When he takes on a challenge, he aims high.

Chic Smith, '64

PAYING IT BACK

WCHARLES A. "CHIC" SMITH II, '64, was a child when his father was killed during World War II, leaving Chic's mother alone in Buffalo to raise her son. She later remarried, and Chic's family moved to Williamsville, N.Y.

They weren't wealthy, but they were lucky. When it came time for Chic to go to high school, fate stepped in, forever changing his life and fortune.

Smith's mother had an acquaintance whose daughter was married to a man named Leston Faneuf, a teacher at the Nichols School, an exclusive private school in the city. (Faneuf later went on to become president of Bell Aircraft Corp.) At Mrs. Faneuf's urging, Chic applied to Nichols and was accepted on full scholarship.

A retired orthodontist who practiced for years in Williamsville, Chic says he will never forget the Faneufs' generosity, especially their wily tendency to slip him such opportunities. They secretly paid up front, as required, for all four years of his lunches at Nichols. Mrs. Faneuf also got Smith a summer job working as a mail clerk at Bell Labs, where her husband was then vice president.

Smith did well at Nichols, but encountered the same problem when applying to colleges: no money. He couldn't afford to leave town for schools like Notre Dame or Brown, but Smith's Nichols education did land him Regents and UB scholarships. While living at home and attending UB, Chic began talking about dentistry with his dentist in Williamsville, Charles Throm, '52. A biology major taking pre-dentistry coursework, Chic was leaning toward a health-related career. After completing a summer residency at Roswell Park Cancer Institute and shadowing Throm, he realized he preferred dentistry to medicine so applied to the School of Dental Medicine.

A dean's list student at UB, Smith entered dental school in his junior year, on a partial scholarship. He fondly recalls his advisors Howard Payne, '37, and Harold Ortman, '41, as being two big influences, along with Myron Roberts, '30, an orthodontist and former clinical professor at UB.

Chic chose to make a bequest in large part to honor all of the people who helped him at Nichols, and those at UB who assisted him with applying for competitive post-graduate orthodontics programs. (He eventually attended Columbia University).

Smith is retired, living full time in Delray Beach, Fla. Until recently, he spent his summers in a vacation cottage in Ontario. He says he owes all this to his own hard work and, just as importantly, to the help of others. He stays very active with both UB and Nichols alumni associations and their fundraising efforts, having served on reunion committees and as Nichols' alumni president. He is proud of one of his most lasting achievements as a UB alumnus: leading the Class of 1964's successful freshman scholarship fund. Every year, he gets on the phone to reconnect with alumni of all stripes, including many who went to Nichols. "It's how I choose to help, to give back," he says.

Smith has his elevator speech down when he calls classmates for donations. "I tell them that the scholarship fund is important: we're helping new students who need financial help," he says. "When you first start your business, you have to borrow. But once you start to do well, that's when you start to think about your situation—how lucky you were and how hard you worked to attain your goals.

"It's an individual decision, but if you were helped in some way in life to get a better education, you should consider giving back," Smith adds. "I pay it back because I feel so fortunate in how I was helped out with my education—all the way through to graduate school. I do it to show loyalty to my mother, the Faneufs and UB... I owe them that."

"It's an individual decision, but if you were helped in some way in life to get a better education you should consider giving back,"



CHIC SMITH, '64 (RIGHT), WITH PERCY LUNN, A FELLOW ORTHODONTIST, AROUND 1990. ▲



LAB & CLINIC

THE CROSSOVER CAREER OF MIRA EDGERTON

BY JIM BISCO

SALIVARY RESEARCH was pioneered in UB's Department of Oral Biology by its first chair, Solon (Art) Ellison, and then propelled into the modern technological era by Michael Levine, '71, whose work influenced a generation of young researchers, among them Mira Edgerton.

"So many of us here now have been trained by Mike. He stressed the impor-

tance of getting involved in research in a substantial way," she says today about her work with him in the 1980s. "At the time, salivary research was in its infancy, and it was exciting to be a part of that. For a dentist, it was very interesting because it was such a new area and people didn't really appreciate the importance of saliva to oral health."

Edgerton, a research professor in both oral biology and restorative dentistry, has been mining the rich potential of salivary research for more than 20 years. (She earned a DDS at Case Western Reserve University in 1979; and a certificate in removable prosthodontics in 1981, an MS in oral science in 1984 and a PhD in oral biology in 1994, all at UB.)

She has seen patients in the clinic who have lost saliva due to medications, chemotherapies and various other reasons. She has seen patients in her prosthodontics practice with Sjögren's syndrome, an inflammatory disease that destroys salivary function.

“When you see what a severe problem it is to their oral health and sometimes even to their eating and swallowing and functioning, you appreciate the importance of saliva,” she says.

Edgerton says that her clinical practice gives her unique insights into patients with particular problems and the clinical issues that can be addressed in basic research. “In my research component here, I look at specific aspects of basic science and salivary research that could potentially benefit these patients at some point,” she says.

Edgerton recalls that during her specialty training in the 1980s, the search for an effective salivary substitute was underway to help people afflicted with dry mouths. While the search continues for that elusive goal, the research focus, according to Edgerton, has narrowed.

“We didn’t really understand what the multitude of components were in saliva,” she says. “Saliva has hundreds of proteins and most of them have their own distinct function—and there are families of proteins with interrelated functions. I think where the field has evolved is to a better understanding of individual components and proteins in saliva and how we can enhance them.”

Edgerton began to explore salivary antimicrobial agents, specifically the histatin and defensin proteins that keep bacteria and yeast from overgrowing. Such overgrowth leads to oral candidiasis, an opportunistic disease found in patients receiving cancer chemotherapy, AIDS patients, diabetics and in many elderly groups, especially those using oral prostheses.

“Histatin is sort of the innate immune in saliva,” she explains. “Then there is the host immune. These two branches of immunity that we’re studying prevent oral candidiasis. Sjögren’s patients have a lot of oral candidiasis because they lack the innate immune of the histatins and salivary components, whereas the HIV patients are missing another immune component.”

HIV-positive patients have been a particular focus—they often develop a

high level of this disease. For a long time the search was on for the missing immune component that predisposes these patients to the disease, lowering their CD4 cell levels.

Edgerton collaborated with Sarah Gaffen, a former member of the oral biology department who is now at the University of Pittsburgh, in research that revealed why these patients are so susceptible to candidiasis: they lack a Th cell known as Th17, a principal defense component required for immunity.

“We’re trying to develop the immune components for HIV patients who are Th17 deficient,” she says. “If we understand the immune basis for the defect, then we can look at ways to modulate or replace or enhance what they’re missing in their immune system.”

Edgerton’s hope is that salivary proteins can be used as therapeutics. “There still is not any good drug on the market now to treat oral candidiasis. It’s actually a very large problem. So we’re hoping that natural proteins will be therapeutic agents. Our ultimate goal for this research is to come to a clinical chair-side application.”

This goal reflects the new focus of the National Institutes of Health (NIH) on bringing basic research findings more quickly to clinical applications, according to Edgerton. “I think we’re seeing things on the horizon that will translate to clinic,” she says. “There’s an awfully big patient population that has bacterial yeast infections for which targeted peptide therapies will be very, very helpful. We’re getting close.”

Edgerton has received NIH funding for her research for the past 20 years. She recently received a \$115,000 grant through a provision of the American Recovery and Reinvestment Act of 2009 that provides funding to explore areas beyond the focus of one’s research.

“Often when you’re doing research, you find really cool and interesting things that you’d like to pursue but that are not

directly the main thrust of your work,” she says. “The stimulus money funds that for you. In one of the fungal proteins that we looked at, we discovered that if the yeast are missing this protein, they can’t colonize in mice and they don’t have any infection properties. We never expected to find that. It was something we found in the course of looking at our histatin targets. So we submitted to the NIDCR (National Institute of Dental and Craniofacial Research) that we would like to see why it is essential for the yeast to colonize and become variable in this protein. It was a neat opportunity to go beyond what we initially planned with our various findings.”

Edgerton, who is director of the doctoral program in oral biology, appreciates working with a wide variety of students, from undergraduates to postgraduates. “The really fun thing about being at a university dental school is to get students excited and involved with research—to look beyond what they see in the clinic,” she says.

“Often when you’re doing research, you find really cool and interesting things that you’d like to pursue but that are not directly the main thrust of your work.”

Edgerton has played an integral role in helping to build an internationally recognized oral biology department. “We’ve recruited a lot of younger, new people in the department that have great careers ahead of them,” she says. “Oral biology is a great place to be as a researcher. It’s a really collegial department with lots of exchange of ideas.”

Edgerton was a violinist when she was an undergraduate at Ohio State. “I decided that was probably going to be too tough a lifestyle and career, so I went back to the sciences,” she recalls. “Dentistry just seemed to be an interesting area that combined science, research and medicine. It’s a terrific career.”

It had been a long, strange trip for Michael Hatton before he arrived at UB in 1978. He spent seven years after high school as a guitarist and bassist in a rock 'n' roll band, then lived a life at sea as a commercial fisherman, catching everything from swordfish to shark up and down the East Coast.

He had reached a crossroads in his life and decided to pursue the study of biology, the one subject that enthralled him in the Catholic boys school that he had attended. After earning a crash BA in biological sciences at C.W. Post University on Long Island, where he grew up, Hatton came to UB's School of Dental Medicine to become an oral surgeon, graduating magna cum laude in 1982 with a DDS and minors in oral medicine, oral pathology and oral surgery. Three years later, he earned his MS in oral sciences here.

For the next two decades, he established a successful full-time private practice while teaching intermittently at the

dental school. "I was told in 1982, when I graduated, that I should be in academics. All my teachers said, 'You have a proclivity toward this stuff, you like research, working with students, teaching,'" he recalls. "But I had a family to raise—eight children—and they cost a little bit more than a faculty member can afford. I was blessed to be able to go out in private practice, but had this open-door policy to return and bring back into a learning environment what I think are my basic talents and nature."

Now Hatton is back in academics as director of oral medicine, coming to the Department of Oral Diagnostic Sciences (ODS) in 2007 after limiting his practice. "I had to leave my practice because, like a lot of surgeons, your back gives out after 20 years,"

THE LONG AND WINDING ROAD

BY JIM BISCO

"I always had a close connection here," he says, "having grown up with members of the department, like Norm Mohl and Alan Drinnan. When I came back to teach, I was able to bring that clinical component to a primarily diagnostic faculty that was more bent toward pathology and microscopic analysis."

Hatton brings the clinical liaison between medicine and dentistry together for students. "We go right to the chair-side setting where the student is working, and are able to dialogue about a patient's medical condition, surgical history and the need for interventional therapeutics," he notes. "It's a really good educational venue for the students to have it appear right there."

Hatton immediately focused on the fact that the dental school's patient population has gotten older—about 60 percent is over 60 and many are at comorbidity in terms of diabetes, blood pressure and cardiac disease.

"One of the things we got going right away was a database so that every time an ODS faculty member has contact with a student and a patient, we have a list of 10 to 12 parameters as to why we saw that patient," he says. "Our database now has about 2,000 patient contacts at this point. That's going to help us immensely in terms of understanding the frequency of need for our services, how we can best efficiently treat these patients."

Because about 14 percent of the school's patient population is diabetic—which is double the national average—Hatton instituted the use of glucometers to take blood sugar measurements at the start of each dental visit, helping to stem the urgent codes that necessitated acute-care emergencies. This is done not only on known diabetic patients, but also on those patients who may have a high risk of having diabetes. "We're in a position to screen and get back to the medical community and say we think your patient might have a problem," Hatton says.

He also introduced the measurement of vital signs of each patient at the start of every visit. "This helps immensely to

either attenuate the procedure or, if there is a code, to help us manage it," Hatton observes. "The students happily have accepted this into their patient management beautifully. They view it as a more coherent way to look at a patient's whole health. A lot of it is risk management—learning to manage the risk of your patient in your environment."

Hatton characterizes the school as probably the largest ambulatory care facility in Western New York, with thou-

“
I think our biggest foray has been to try and communicate well with the rest of the community and look at the patient as a whole patient and not just as a requirement for a dental student.
”

sands of active patients. "In any one day, there may be 500 patients being attended to," he relates. "We see so many folks in different parts of our community that we're in a perfect setting to dialogue back into the medical community what that patient is doing as far as their health is concerned.

"I think our biggest foray has been to try and communicate well with the rest of the community and look at the patient as a whole patient and not just as a requirement for a dental student," he says.

Hatton also has been trying to develop an oral medicine clinic in the school to monitor the care of noncancerous lesions and tumors—a need to manage bony tumors that are seemingly benign but notoriously reoccur. The school does not have a clinic devoted to these peculiar problems in dentistry.

"It's one of those niches of head-and-neck care that tends to get ignored because there's not a lot of reimbursement in it," he says. "It's not cancer, but it's far more common than cancer and could develop into cancer. We need the support of the administration of the school to put the financial wherewithal together as a service for the entire Western New York community. I look at this clinic as a multidisciplinary educational event and patient-care setting."

Hatton is very optimistic with the arrival of Michael Glick as the school's new dean, primarily because he is trained in oral medicine. "His concept of dentistry is that it's one health science that helps the patient along with all of the other health sciences," he notes. "It's not an icon to itself and we have to dialogue with our colleagues in medicine and other disciplines in order to get the job done for the health of our community."

Hatton lives near the dental school. His wife, Elizabeth, is a family physician. Their eight children range in age from 13 to 28. "One graduated from the University of Rochester and is applying to law school, one is a senior at Genesee and applying to medical school, one is at Brockport and wants to go to veterinary school, one is a dental hygienist, two are professionally trained chefs, one is at St. Joe's and wants to go into dentistry, and a 13-year-old who I have yet to figure out. We'll help him along the way, though. He's a spirited lad."

Music continues to play a vital role in the life of the former member of the rock band Lost Cause ("We lived up to our name.") as he still plays the guitar daily, along with the Irish tin whistle. Hobbies also include scuba diving, sailing and martial arts instruction.

His retirement goal is to sail to the Caribbean islands and perform dental work for the many who are deprived. But that wish may take a while: right now, the director of oral medicine is on a mission to treat the whole health of the community by instilling the dental student with whole knowledge.



OCTOBER 21-23, 2009

The 32nd Annual

Buffalo Niagara Dental

ROBERT J. GENCO, '63, UB associate vice provost and SUNY Distinguished Professor in the department of Oral Biology, School of Dental Medicine, and Microbiology, School of Medicine and Biomedical Sciences, was the headliner at the 2009 Buffalo Niagara Dental Meeting, presenting the inaugural address of the distinguished speaker series named in his honor. Genco started the fund that will support the annual series, which will present world leaders in oral health research addressing clinical applications of the latest work in their fields—Genco led off the series with “New Frontiers in Periodontal Medicine.”

The 2009 meeting attracted more than 2,700 to the Buffalo Niagara Convention Center for three days of courses, exhibits, receptions and convivial conversation. The Buffalo Niagara Dental Meeting continues to be one of the biggest and best—a three-day festival of continuing dental education and a showcase for the latest in dental technology and ideas.





Meeting

ROBERT J. GENCO, '63, DELIVERS THE INAUGURAL LECTURE OF AN ANNUAL SERIES THAT WILL BEAR HIS NAME.

Sponsored by the UB Dental Alumni Association

PHOTOS: ANDRE GORZYNSKI





2009 Reunion and Dinner Dance

All 'Fours and 'Nines

The 2009 Dental Alumni Association five-year reunion celebrations culminated with the reunion dinner dance on Friday, Oct. 23, at the Hyatt Regency in downtown Buffalo.

Members of the classes of '54, '59, '64, '69, '74, '79, '84, '89, '94, and '99 and '04 reunited to reminisce; future alumni from the Class of 2010 attended the dinner and were welcomed into the association.


The association recognized Dan Conny, '73, with the Alumni Honor Award and Jude Fabiano, '77, with the Humanitarian Award (see Page 21). Dean Richard Buchanan was recognized for his service to the school and to the Dental Alumni Association.

Class reunions are an important part of the annual Buffalo Niagara Dental Meeting and the association is already looking forward to next year's event. Class representatives will be contacting classmates early next year. If you are interested in assisting with your class reunion please contact the Dental Alumni Association by calling (800) 756-0328 ext. 2 or (716) 829-2061, or by e-mail to msulzbac@buffalo.edu.





AN ENTHUSIASTIC CLASS OF 2010 GETS READY TO JOIN THE ALUMNI ASSOCIATION.



Class of 1954 55th reunion

FRONT ROW, FROM LEFT:

Leo Crowley, Roger Flagg,
Anthony Grana, Samuel
Shatkin

BACK ROW, FROM LEFT:

William Falcone, Robert
Kohnke, Constantine Philips,
Robert Tague, Marvin Wolff,
John Kahler



2009 Reunion and Dinner Dance

All 'Fours and 'Nines



Class of 1959 50th reunion

FRONT ROW, FROM LEFT:

William Williams, Norman Roswick, Albert Colman, Samuel Morreale, Myron Nozik, Ronald Cortese, Ross Elkin

BACK ROW, FROM LEFT:

David Maiman, Richard Masucci, Paul Kendall, Joseph Pantera, John Mozrall, Richard Brunea, Floyd Zablotny, James Ritzenthaler, John Aber, Ronald Grazen, Gerald Greitzer



Class of 1984 25th reunion

FRONT ROW, FROM LEFT:

Jerry Triolo, Priscilla Adams, Beth Forman, Patricia Clark-Detoffol, Mary Burke, Beth Reilly, Lillian Nawrocki, Andy Attias

BACK ROW, FROM LEFT:

Dan Farr, Paul Sutera, Dave Williams, Robert Simon, James Ross, John Rhoads, Louis Schiumo, Ivan Lee, Jeffrey Fox, David Boyer, David Schwanekamp, Daniel Mazur, John Lucchese, Mitchell Wilbert, John Lawrence



AlumniAwards

HONOR AWARD

Daniel Conny

Daniel Conny, '73, associate professor in the Department of Restorative Dentistry, has taught more than 2,500 future dentists during a distinguished career at the School of Dental Medicine.

He is a native of Silver Creek, N.Y., and a 1969 graduate of St. Bonaventure University. In 1975, after two years service in the U.S. Navy Dental Corps, Conny returned to Buffalo and accepted an invitation from Milton Brown to join the Department of



CONNYP

Fixed Prosthodontics in the School of Dental Medicine. In 1978, while continuing to teach full time and to see private patients, he enrolled in the Fixed Prosthodontic Certificate Program as a part-time student, graduating after four years of late nights, long weekends and many wax-ups.

Conny's activities as a full-time faculty member have focused on clinical and classroom teaching, as well as patient care. His active faculty practice has been the source of a vast collection of clinical images and personal clinical experiences that serve as rich resources of teaching material for the lecture course he has taught to third-year students for more than 30 years. His efforts in the classroom

and on the clinic floor have brought him multiple awards for teaching excellence, including the Richard A. Powell Award for Teaching Excellence twice.

Conny has served on and chaired multiple committees at the school. In 1982, he established the Faculty-Student-Staff Committee to identify and resolve issues important to those three constituencies; it is still functioning today as

the Communication Committee. For the past two years, he has served as chair of the Student Supply Committee. Under his leadership, and with the help of

committed faculty, the supply purchase has been reorganized and revised, resulting in thousands of dollars of savings for students.

From 1990 to 1996 he served as chair of the Curriculum Committee and helped lead the school into the era of competency-based dental education. Conny was associate dean for academic affairs from 1993 to 1995, and he was a group director in the predoctoral clinical teaching program from 1995 to 2003.

If you know of an alumnus who is deserving of either honor, please contact UB Dental Alumni at 800-756-0328 ext. 2 or (716) 829-2061; fax (716) 829-3609; e-mail msulzbac@buffalo.edu.

HUMANITARIAN AWARD

Jude Fabiano

Jude Fabiano, '77, a native of Niagara Falls, N.Y., and a graduate of Niagara University, is associate professor in the Department of Restorative Dentistry and associate dean for clinical affairs at the UB School of Dental Medicine.

Fabiano joined the faculty in 1978 as a part-time clinical instructor in the Department of Oral Medicine. He took a full-time faculty position in 1999 and until 2006 was director of the Advanced Education in General Dentistry (AEGD) program in the Department of Restorative Dentistry.

Fabiano is the co-founder of the Counseling, Advocacy, Referral, Education, Service (CARES) program, a unique interdisciplinary program operated in partnership with the UB School of Social Work, addressing the bio-psycho-social needs of patients, helping them overcome barriers to oral health care.

Fabiano is also the faculty advisor of the Buffalo Outreach and Community Assistance (BOCA) program, a student organization that provides free dental care to underserved

people regionally, nationally and internationally. BOCA has provided the equivalent of \$2 million in oral health care to more than 9,000 patients. Through his work with BOCA, Fabiano has directly or indirectly established relationships for the school in Appalachia, Mexico, Dominican Republic, Ghana, Guatemala and Viet Nam and helped facilitate the participation in the program of more than 300 student dentists.

He has published widely in the dental literature and is a contributor to the text "Ambulatory Care Geriatrics."



FABIANO

A reviewer for several professional journals and organizations, he has been active in research involving geriatrics, dental education, implants, moti-

vational intervention, access to care and ozone therapy. He has been either principal or co-principal investigator on grant awards totalling over \$1.2 million.

As associate dean, Fabiano oversees the operation of the SDM dental clinics and the clinical education of the students, who now have significant clinical exposure early in their program. As director of patient evaluation and management, he oversees the admission of new patients into the SDM clinical program. As AEGD director, he instituted the AEGD international scholar program, and was clinical director of the SDM oral health recall program.

ClassNotes

Edward J. McLaughlin, '56, retired as assistant chief of staff, Naval Medical Command, N.E. Region, which has oversight of 22 Navy dental facilities in a 17-state region. McLaughlin received an MS in oral medicine from George Washington School of Medicine and Health Sciences in 1982; he was an adjunct assistant professor there from 1982 to 2002. He retired from the U.S. Navy in Sept 1988 with the rank of Captain.



FISCHMAN AND DEAN ADAM STABHOLZ IN JERUSALEM

Stuart L. Fischman, Oral Pathology '66, has been appointed visiting professor by Professor Sarah Stroumsa, Rector of the Hebrew University Faculty of Dental Medicine in Jerusalem. Dean Adam Stabholz recognized the appointment at a recent meeting of the Faculty of Dental Medicine Council. Fischman reports from Israel that he is keeping busy editing and reviewing manuscripts at the dental school and enjoying great weather. He sends his best to everyone!

Amy White Soulé, '99, and **Scott Soulé, '99**, are proud to announce the birth of a son, Thomas Scott Soulé, on Jan. 26, 2009. He arrived at 7



On Nov 7th, the Class of 1983 decided to descend upon Gary, I mean, South Bend, Indiana for the Fighting Irish vs. Navy football game. Our gracious host was none other than our fellow classmate and ND bandy fan, David Brown. Too bad the Midshipmen beat the Irish, but a good time was had by all. Pictured are (front row, l to r) Dave Stasiak, Dick Lynch, Dave Brown, Mike Licata, (back row, l to r) Ray Niceforo, Norb Koller, Tim Seel and Joe Rutecki.

pounds, 7 ounces and 21 inches long. He joins big sister Charlotte (now 5) and big brother James (now 3) in the happy chaos at home. Although Amy continues to take required CDE and maintains her license, she will remain home with the kids full-time for the foreseeable future. Scott, meanwhile, manages to keep their office running efficiently. Of the arrangement, Amy is fond of saying, "I can do his job, but he can't do mine."



BABY SOULÉ

Michele Scalzo, '03, and Nicholas Masterpole were married on June 6, 2009 at Niagara University in Niagara Falls, N.Y. Scalzo is currently in practice at the Syracuse VA Medical Center in Syracuse, N.Y.

Yoly Gonzalez-Stucker, '05, **Perio '02, TMD '96, Oral Sciences '95**, received her Masters in Public Health in September, 2009. Gonzalez is currently assistant professor in the Department of Oral Diagnostic Sciences at School of Dental Medicine.

InMemoriam

Henry E. Bembenista, '44, who practiced in the Kaisertown neighborhood of Buffalo and was active in the American Legion, died Dec. 15, 2009. He was 88. Bembenista served as a dental surgeon with the 100th and 3rd Infantry divisions in Europe during the last stages of World War II. An award-winning stamp collector, he also won numerous bowling trophies and was an amateur magician.

Joseph V. Marra, '46, of Lewis-ton, N.Y., died Oct. 12. He was 86. He served as a captain in the U. S. Air Force from 1946 to 1949 and practiced dentistry in the Niagara Falls area for more than 50 years, including 30 years with his brother, Orlando. He was a former president of the Niagara County Dental Society and was the founding director of the county's Migrant Workers Dental Clinic.

John J. Joyce, '52, of Orchard Park, N.Y., died Oct. 25. He was 82. During World War II, he served in the Navy and was stationed at the Pentagon. He had a dental practice on Seneca Street in South Buffalo for 45 years and one in the Town of Holland for 30 years.



Treats for troops

Michael Foley, '98, sorts through Halloween candy his Winning Smiles Pediatric Dentistry in Amherst, N.Y., bought from trick-or-treaters last fall to promote dental health. Going price: \$1 a pound plus a toothbrush. The candy goes to the troops overseas.



CHESTER GARY, '78 (SECOND FROM RIGHT) AND MICHAEL GLICK (AT LEFT), WITH THEIR FIRST- AND SECOND-PLACE GIES EDITORIAL AWARDS. ▲

Buffalo: center of the dental editorial world

Dean Michael Glick is editor of the premier peer-reviewed journal on dentistry and dental science, but he's not the only member of the faculty with editorial genius.

In fall 2009, at the American Association of Dental Editor's annual meeting in conjunction with the ADA meetings in Honolulu, clinical assistant professor Chester Gary, '78, topped Glick for the William J. Gies Editorial Award, a prize honoring authors of the "most valuable" editorials in dental publications.

Gary took first place with "The Contract That Really Matters," an editorial that appeared in the Fall 2008 Bulletin of the Eighth District Dental Society of the State of New York. He wrote that the erosion of the dentist-patient relationship in favor of a business-first model has diminished dentists' power in negotiating provider contracts with managed care organizations, allowing these groups to impose terms unfavorable to patients and dentists.

"The contract that matters," he wrote, "is the mutual respect and trust engendered in the dentist-patient relationship."

Glick's second-place editorial, "A Bridge to Peace: How Health Professionals Can Help," which appeared in the Journal of the American Dental Association, argued that dentists can contribute to world peace through their work.

"Stories of health care providers in areas of conflict who offer care to enemy combatants and civilians are common," Glick wrote.

"Putting a human face to an otherwise vilified, stereotyped enemy may achieve more than any political process."

EDUCATION-ON-LOCATION



Ireland 2010

Join us June 17 - 27, 2010 for 10 glorious days in Ireland, a land of breathtaking scenery, picture-postcard villages and bustling cities.

Travel

Enjoy two nights in Dublin then tour Ireland for eight days by luxury motor coach with a driver-guide, visiting Kinsale, Killarney, The Ring of Kerry, Dingle Peninsula and other historic and picturesque places.

Program

A "nuts and bolts" clinical oral pathology lecture and seminar focusing on oral cancer and other mucosal disorders commonly seen in the practice of dentistry.

James F. Drummond, professor emeritus of oral pathology at the University of Kentucky College of Dentistry, presents in a casual, relaxed and enjoyable atmosphere with ample opportunity for audience participation.

Travel Package Pricing

Travel Package cost \$2,399 per person
(based on double occupancy)

Tuition and Credits

\$375 Dentist/Doctor
\$275 Dental Team Member

CDE CREDIT: 12 HOURS

A portion of the total CE credit available (12 hours) is given for self-study, i.e. reading materials and references mailed to registrants prior to travel.

ADA CERP and PACE.

For a detailed itinerary and information on reservations, please go to www.buffaloce.org/travel. For more information, please call (716) 829-2320 or 800-756-0328



University at Buffalo The State University of New York

UB Dental Alumni Association
337 Squire Hall
Buffalo NY 14214-8006

Nonprofit Org.
U.S. Postage
PAID
Buffalo NY
Permit #1036

The University at Buffalo is a premier public research university, the largest and most comprehensive campus in the State University of New York system. The School of Dental Medicine is one of 12 schools that make UB New York's leading public center for graduate and professional education and one of five schools that constitute UB's Academic Health Center.

SPRING DENTAL MEETING

MAY 13-14, 2010
THE CONFERENCE CENTER
NIAGARA FALLS

THURSDAY, MAY 13

6:30 p.m. (preceded by hors d'oeuvres at 5:30pm)

FORENSIC ODONTOLOGY: FROM CRIME SCENE TO CRIME FICTION AND FORENSIC DENTISTRY

Discussing (and depicting) the various definitions and responsibilities of the forensic odontologist and their relationship to police, fire and judicial agencies.

Ray Miller, DDS; Mary Bush, DDS; and investigator Peter Bush

FRIDAY, MAY 14

8:30 a.m.-4:30 p.m.

(Lunch provided; Eighth District Business Meeting in Conference Dining)

IT'S A GREAT TIME TO BE A DENTIST!

A practical how-to on dental productivity, performance and predictability.

Guest faculty David J. Ahearn, DDS

BEYOND THE BOUNDARIES: ADVANCED CONCEPTS FOR COMPREHENSIVE & PROFITABLE DENTAL HYGIENE DEPARTMENTS

Discover whether you are bound by antiquated dental hygiene concepts, and step up to practicing comprehensively.

Guest faculty Karen Davis, RDH, BSDH

Registration
Information
Call (716) 829-2061
www.buffaloce.org

TUITION

THURSDAY ONLY

\$125 Dentist
\$95 Team member

FRIDAY ONLY

\$245 Dentist
\$135 Team member

BOTH DAYS

\$275 Dentist
\$145 Team member